

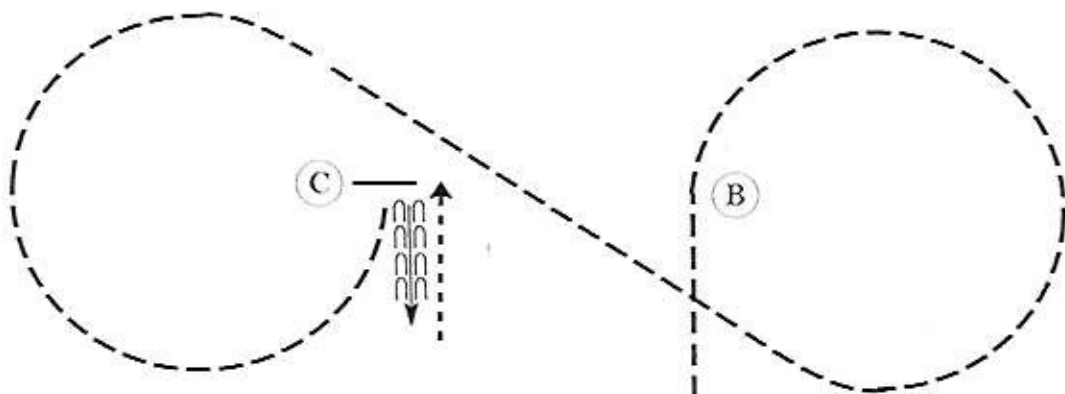
# Red Chile Fiesta

Hunt Seat Equitation (All Walk Trot Classes, Yth and Amateur)  
and OPEN

Show Date: 8/17-18/2019

www.HorseShowPatterns.com

www.HorseShowPatterns.com



Be ready before A.

1. Walk to A.
2. Sitting trot to B.
3. At B, trot a circle to the right on the left diagonal.
4. When halfway to C, change diagonals.
5. Posting trot on the right diagonal to and around C.
6. Stop at C and back approximately one horse length.

Exit at a walk.

Follow the instructions of your ring steward.

Walk	-----
Trot	- - - - -
Extended Trot	-----
Canter	-----
Leg Yield	
Lead Change	
Back	←←←←←
Marker	(B)
Sidepass	←←
Hand Gallop	-----

[HSE/WT-41]

Pattern Provided by:

*Tina White*

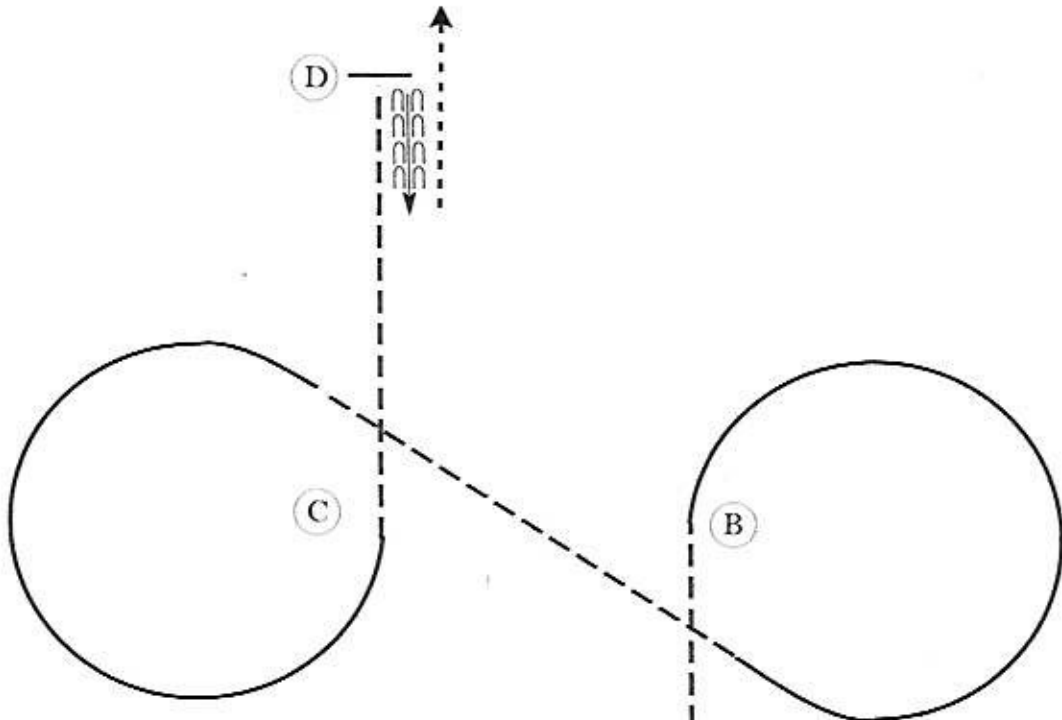
# Red Chile Fiesta

Hunt Seat Equitation (All Youth Classes, 18&Under, 13&Under)

Show Date: 8/17-18/2019

www.HorseShowPatterns.com

www.HorseShowPatterns.com



Be ready before A.

1. Walk to A.
2. Posting trot on the left diagonal to B.
3. At B, canter a circle to the right.
4. When even with B, sitting trot to C.
5. At C, canter a circle to the left.
6. Posting trot on the right diagonal from C to D.
7. Stop at D and back approximately one horse length.

Exit at a walk.

Follow the instructions of your ring steward.

Walk	-----
Trot	- - - - -
Extended Trot	-----
Canter	-----
Leg Yield	
Lead Change	↗ ↘
Back	←←←←←
Marker	(B)
Sidepass	← ←
Hand Gallop	-----

[HSE/1-41]

Pattern Provided by:

*Tina White*

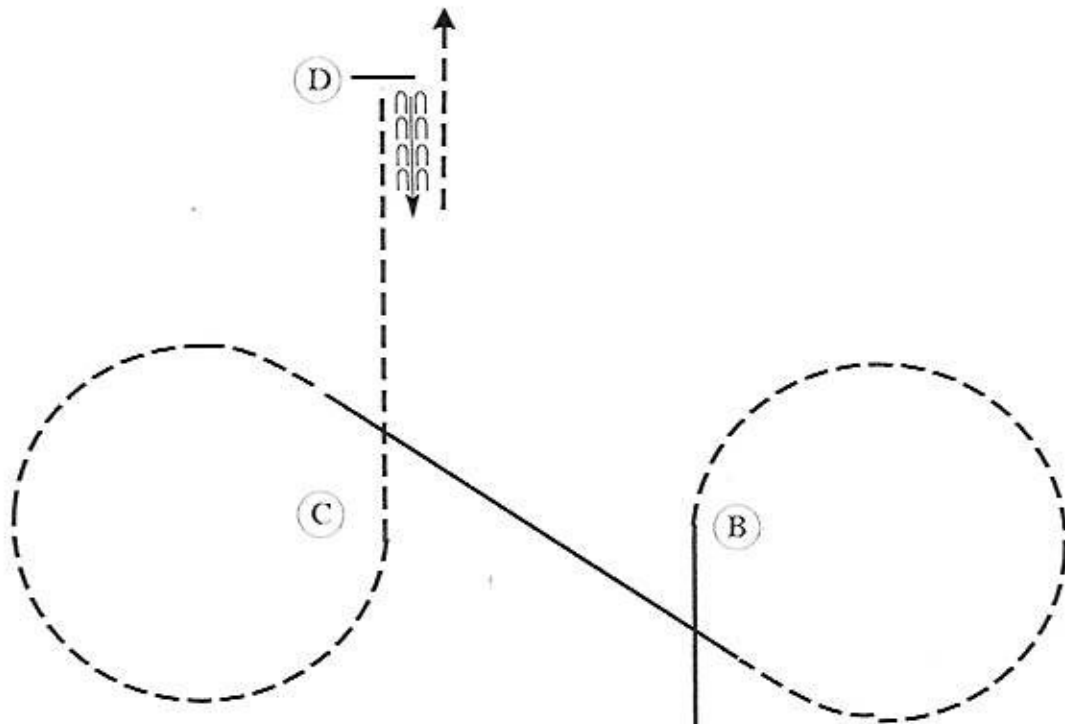
# Red Chile Fiesta

## Hunt Seat Equitation (All Amateur Classes) and Open

Show Date: 8/17-18/2019

W W W . H O R S E S H O W P A T T E R N S . C O M

W W W . H O R S E S H O W P A T T E R N S . C O M



Be ready before A.

1. Walk to A.
2. Canter on the right lead to B.
3. Posting trot a circle to the right on the left diagonal.
4. When even with B, canter on the left lead to C.
5. At C, posting trot a circle to the left on the right diagonal.
6. Sitting trot from C to D.
7. Stop at D and back approximately one horse length.

Exit at a sitting trot.

Follow the instructions of your ring steward.

Walk	-----
Trot	- - - - -
Extended Trot	-----
Canter	-----
Leg Yield	
Lead Change	↗ ↘
Back	←←←←←
Marker	(B)
Sidepass	← ←
Hand Gallop	-----

[HSE/2-41]

Pattern Provided by:

*Tina White*

# Red Chile Fiesta

Showmanship (Am Walk Trot (Walk only patterns: PAINT, PINTO, PALOMINO))

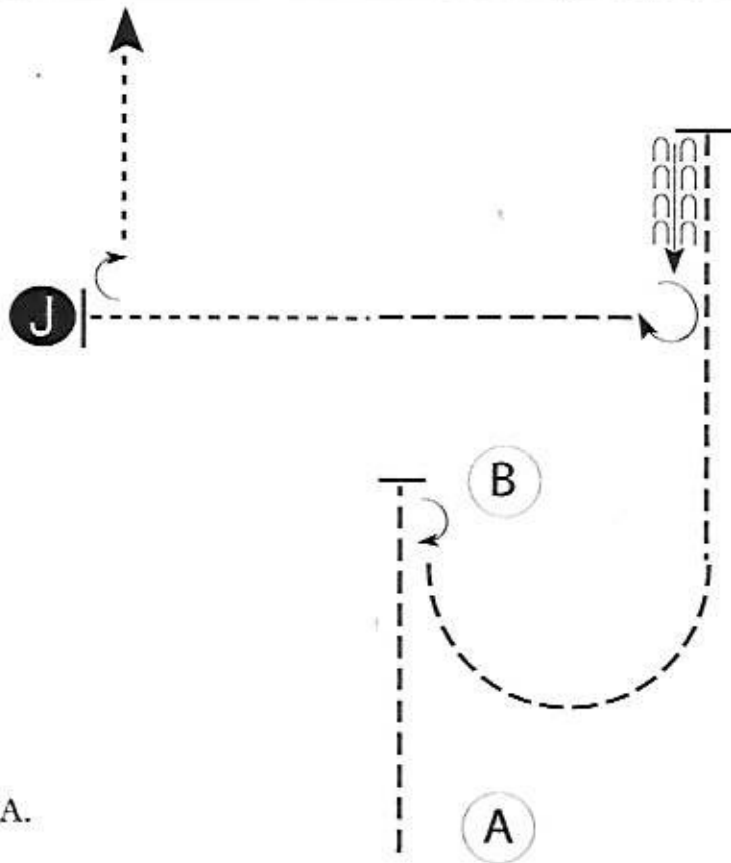
Show Date: 8/17-18/2019

BUCKSKIN REQUIRES WALK & TROT

(RULE B, 3, SECTION 2, a)  
p. 49 GEN. SHOW RULES

WWW.HORSESHOWPATTERNS.COM

WWW.HORSESHOWPATTERNS.COM



Be ready at A.

1. Trot to B.
2. Stop and perform a 180 degree turn.
3. Trot a half circle, then trot straight until past Judge.
4. Back until your horse's hip is even with Judge.
5. Perform a 270 degree turn.
6. Trot halfway to Judge then walk to Judge. Stop and set up for inspection.
7. When dismissed, turn 90 degrees and walk straight away.

Follow the instructions of your ring steward.

Walk	-----
Trot	- - - - -
Back	←
Marker	(B)
Judge	(J)

[S/2-69]

Pattern Provided by:

*Tina White*

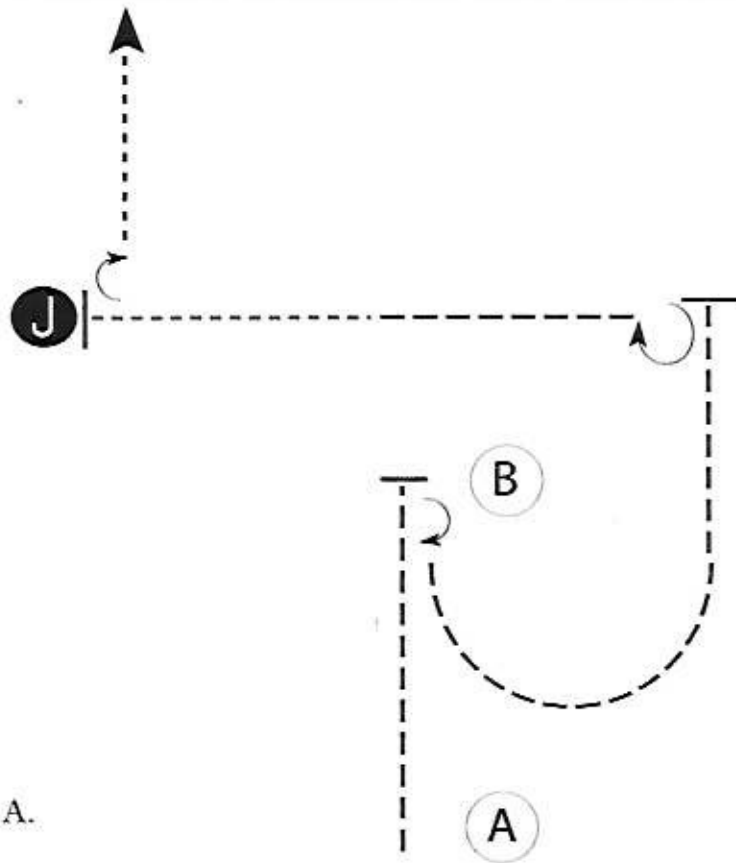
# Red Chile Fiesta

Showmanship (All Youth Classes, Walk Trot Youth)

Show Date: 8/17-18/2019

www.HorseShowPatterns.com

www.HorseShowPatterns.com



Be ready at A.

1. Trot to B.
2. Stop and perform a 180 degree turn.
3. Trot a half circle, then trot straight until even Judge.
4. Perform a 270 degree turn.
5. Trot halfway to Judge then walk to Judge. Stop and set up for inspection.
6. When dismissed, turn 90 degrees and walk straight away.

Follow the instructions of your ring steward.

Walk	-----
Trot	- - - - -
Back	← ⊃ ⊃ ⊃ ⊃
Marker	⊙ B
Judge	● J

[S/1-69]

Pattern Provided by:

*Tina White*

# Red Chile Fiesta

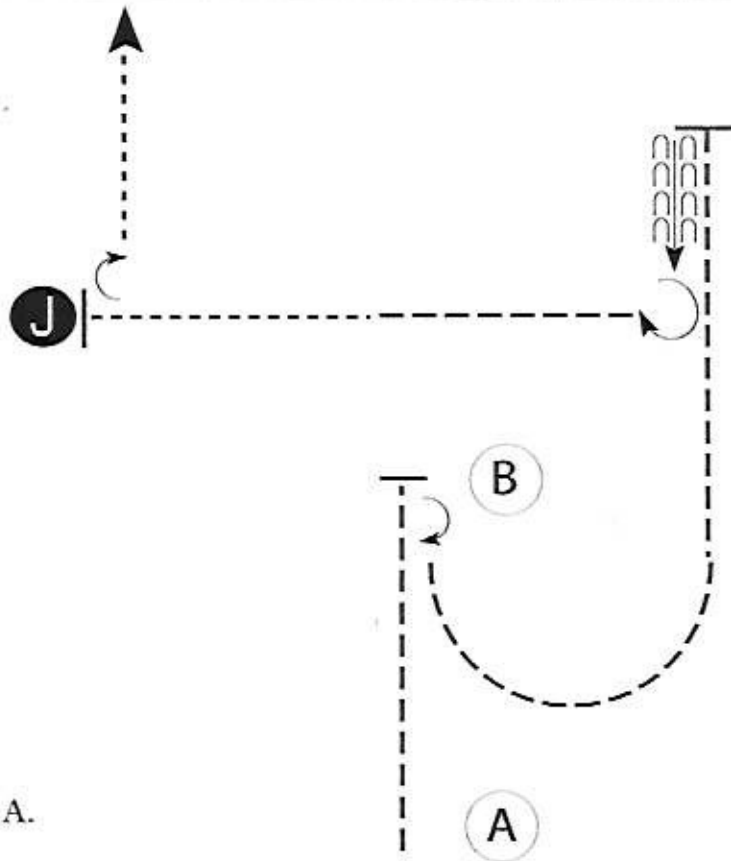
Showmanship (All Amateur Classes)

and Open

Show Date: 8/17-18/2019

w w w . H o r s e S h o w P a t t e r n s . c o m

w w w . H o r s e S h o w P a t t e r n s . c o m



Be ready at A.

1. Trot to B.
2. Stop and perform a 180 degree turn.
3. Trot a half circle, then trot straight until past Judge.
4. Back until your horse's hip is even with Judge.
5. Perform a 270 degree turn.
6. Trot halfway to Judge then walk to Judge. Stop and set up for inspection.
7. When dismissed, turn 90 degrees and walk straight away.

Follow the instructions of your ring steward.

Walk	-----
Trot	- - - - -
Back	← c c c c c
Marker	ⓑ
Judge	ⓐ

[S/2-69]

Pattern Provided by:  
*Tina White*

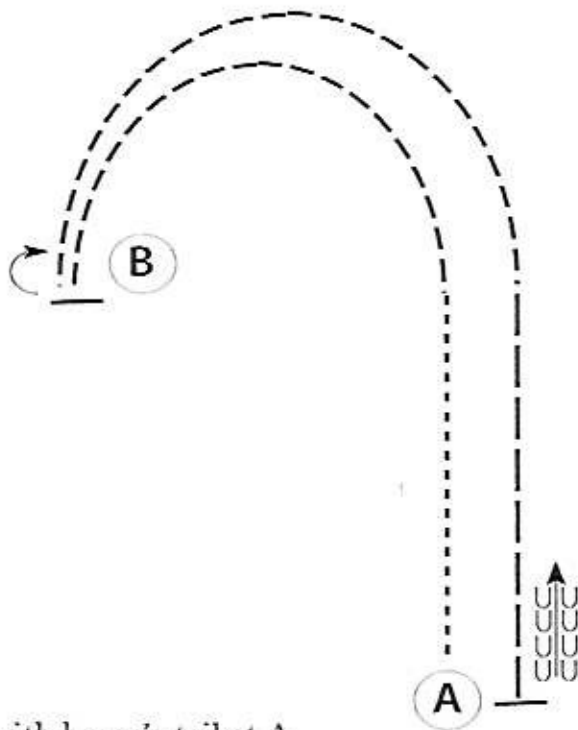
# Red Chile Fiesta

## Horsemanship (All Walk Trot Classes)

Show Date: 8/17-18/2019

W W W . H O R S E S H O W P A T T E R N S . C O M

W W W . H O R S E S H O W P A T T E R N S . C O M



Be ready with horse's tail at A.

1. Walk until even with B.
2. Jog in a half circle to B.
3. Stop and perform a 180 degree turn to right.
4. Jog in a half circle until even with B.
5. Extend the jog to A.
6. Stop and back approximately 2 horse lengths.

Follow the instructions of your ring steward.

Walk	-----
Jog	- - - - -
Extended Jog	- - - - -
Lope	—————
Lead Change	
Back	
Marker	(B)

[WH/WT-87]

Pattern Provided by:

*Tina White*

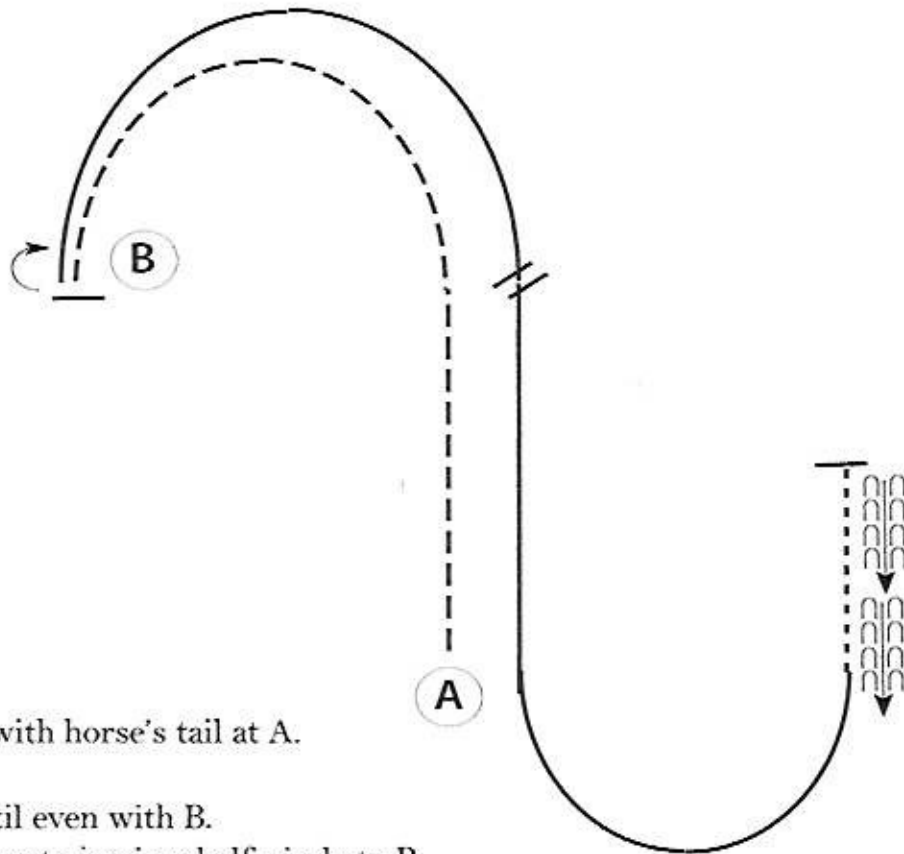
# Red Chile Fiesta

Horsemanship (All Youth Classes, 18&Under, 13&Under)

Show Date: 8/17-18/2019

www.HorseShowPatterns.com

www.HorseShowPatterns.com



Be ready with horse's tail at A.

1. Jog until even with B.
2. Continue to jog in a half circle to B.
3. Stop and perform a 180 degree turn to right.
4. Lope on the right lead in a half circle until even with B.
5. Perform a simple lead change.
6. Lope on the left lead to A and in a half circle until even with A.
7. Walk approximately 2 horse lengths.
8. Stop and back approximately 2 horse lengths.

Walk	-----
Jog	- - - - -
Extended Jog	— — — —
Lope	
Lead Change	⚡
Back	←
Marker	Ⓚ

Follow the instructions of your ring steward.

[WH/1-87]

Pattern Provided by:

*Tina White*



# Red Chile Fiesta

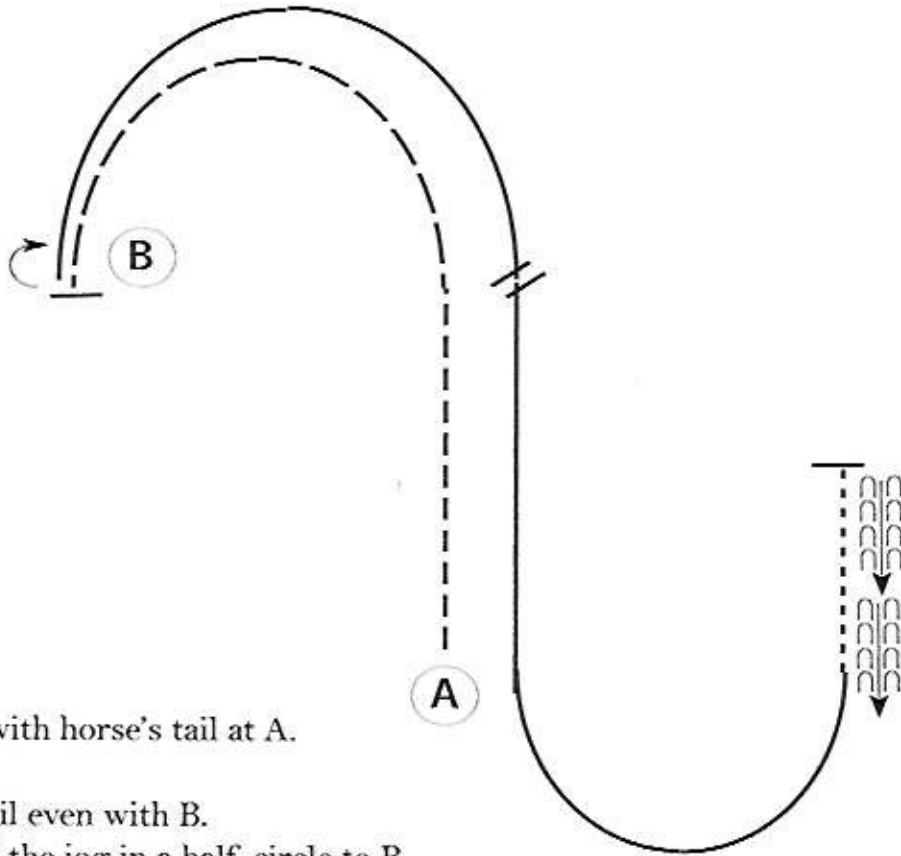
## Horsemanship (All Amateur Classes)

and Open

Show Date: 8/17-18/2019

www.HorseShowPatterns.com

www.HorseShowPatterns.com



Be ready with horse's tail at A.

1. Jog until even with B.
2. Extend the jog in a half circle to B.
3. Stop and perform a 180 degree turn to right.
4. Lope on the right lead in a half circle until even with B.
5. Perform a simple lead change.
6. Lope on the left lead to A and in a half circle until even with A.
7. Walk approximately 2 horse lengths.
8. Stop and back approximately 2 horse lengths.

Walk	-----
Jog	- - - - -
Extended Jog	- - - - -
Lope	
Lead Change	⚡
Back	←
Marker	⊙ B

Follow the instructions of your ring steward.

[WH/2-87]

Pattern Provided by:

*Tina White*